



# SEATTLE METRO

## Q2 2017 review

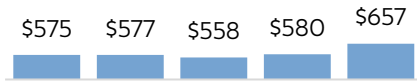
a quarterly report on single family  
residential real estate activity



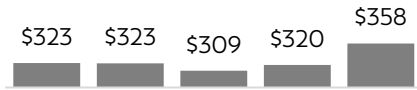
# Q2 2017 SEATTLE *quarter in review*

## WEST SEATTLE

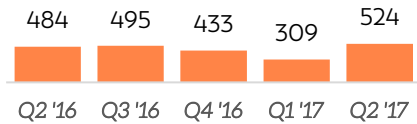
Average Sale Price (Thousands)



Per Square Foot



# of Sales

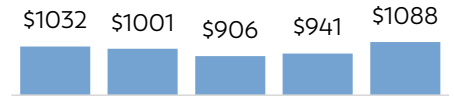


Seattle Q2  
Median Sale  
Price:  
**\$720,000**

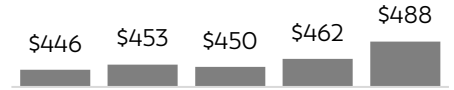


## MADISON PARK-CAPITOL HILL

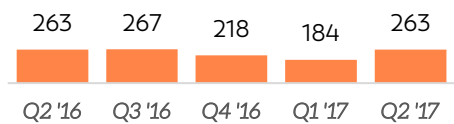
Average Sale Price (Thousands)



Per Square Foot



# of Sales



## MOUNT BAKER-BEACON HILL

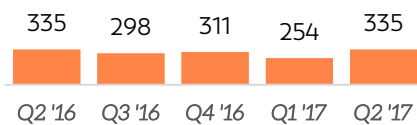
Average Sale Price (Thousands)



Per Square Foot



# of Sales



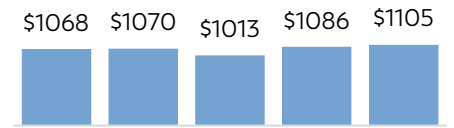
## What It Costs To Live Here

West Seattle	\$2,289
Mt Baker-Beacon Hill	\$2,308
Madison Pk-Capitol Hill	\$3,403
Queen Anne-Magnolia	\$3,643
Ballard-Greenlake	\$2,935
North Seattle	\$3,052
Richmond Bch-Shoreline	\$2,243
Lake Forest-Kenmore	\$2,235

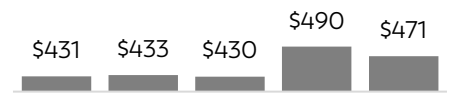
Average monthly mortgage payment based on the median sale price and current 30-year fixed-rate mortgage interest rate with 20% down, not including taxes and insurance.

## QUEEN ANNE-MAGNOLIA

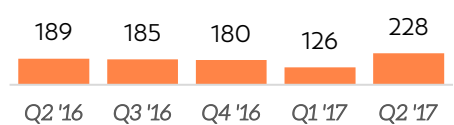
Average Sale Price (Thousands)



Per Square Foot

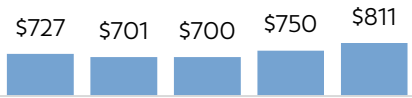


# of Sales

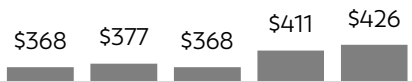


BALLARD-  
GREENLAKE

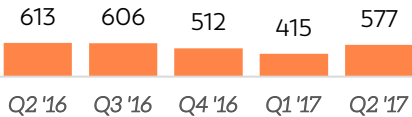
Average Sale Price (Thousands)



Per Square Foot



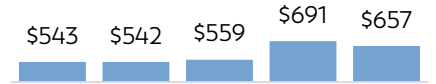
# of Sales



Driven by a continued strong seller's market, Seattle's Median Sale Price was up 13.8% over Q2

RICHMOND BEACH-  
SHORELINE

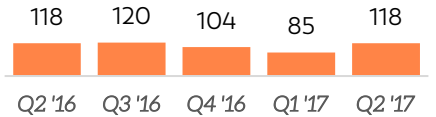
Average Sale Price (Thousands)



Per Square Foot

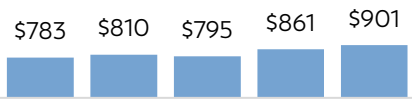


# of Sales



NORTH SEATTLE

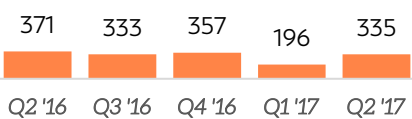
Average Sale Price (Thousands)



Per Square Foot

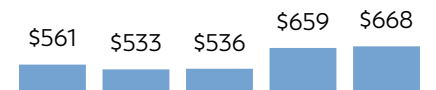


# of Sales



LAKE FOREST PARK-  
KENMORE

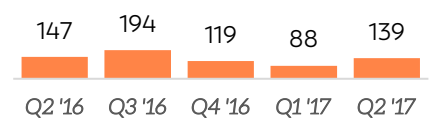
Average Sale Price (Thousands)



Per Square Foot



# of Sales



# WAIT THERE'S MORE! HOMES & STATS ONLINE



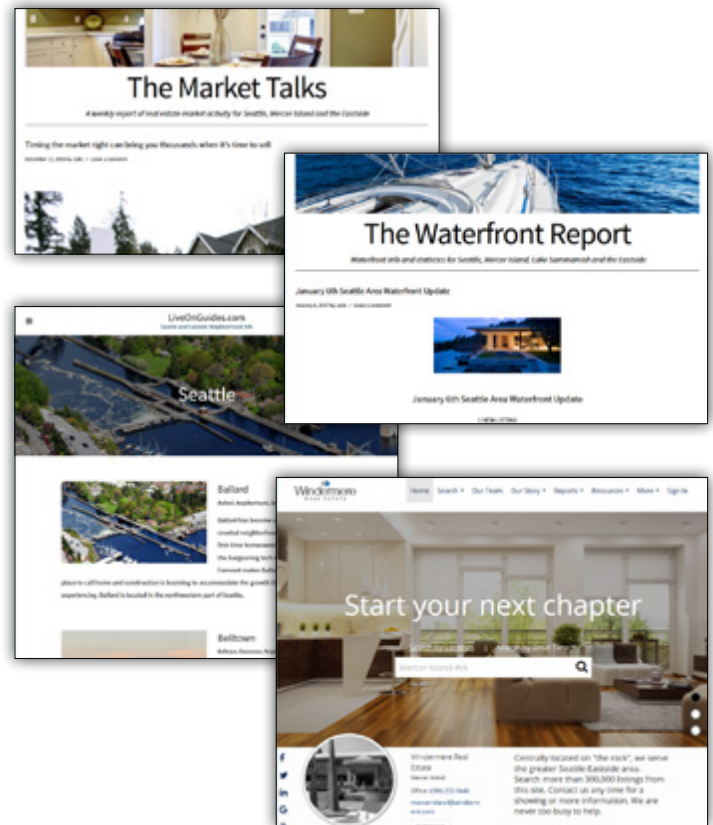
While having a historical perspective like this review is valuable, you may be looking for real-time information on today's real estate market. If so, your search is over!

We publish weekly reports to **TheMarketTalks.com**, providing a summary analysis of what's happening in 16 different micro-markets, including Seattle neighborhoods.

Interested in what's happening with waterfront properties? We are too! That's why we analyze waterfront sales each month and post results at **TheWaterfrontReport.com**.

Easily compare neighborhoods on **LiveOnGuides.com** with local info including maps, links and school data.

You can search for every property listed for sale—by any real estate company—on **WindermereMercerIsland.com**.



## WINDERMERE MERCER ISLAND

In everything we do we put our clients first. We enable them to make sound real estate decisions through professional representation, expert advice, and deep neighborhood and community knowledge. Our clients enjoy a friendly, personalized experience as we competently guide them through their real estate transaction to achieve their hopes, dreams and goals.

Centrally located on Mercer Island, our team of talented Realtors® serves Seattle, Mercer Island, and greater Eastside. Our neighborhood and community engagement goes beyond being avid supporters of Island and regional organizations and events—we are active neighbors and volunteers who enjoy making a difference in our world.

