



# MERCER ISLAND

## Q2 2017 review

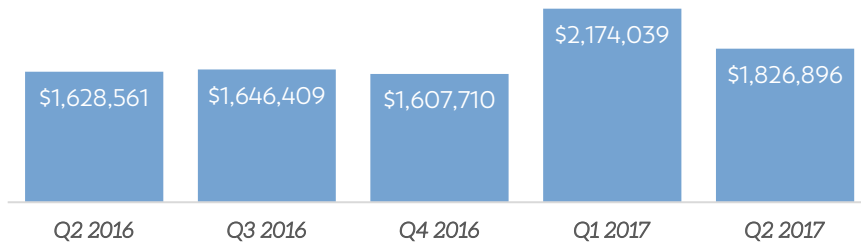
a quarterly report on single family  
residential real estate activity



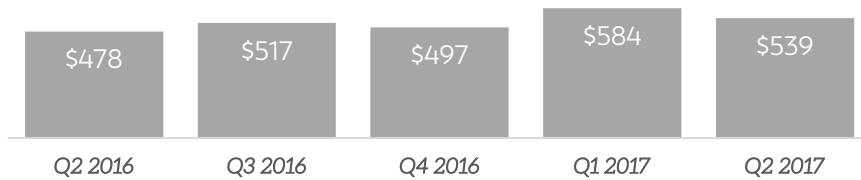
# Q2 MERCER ISLAND *quarter in review*



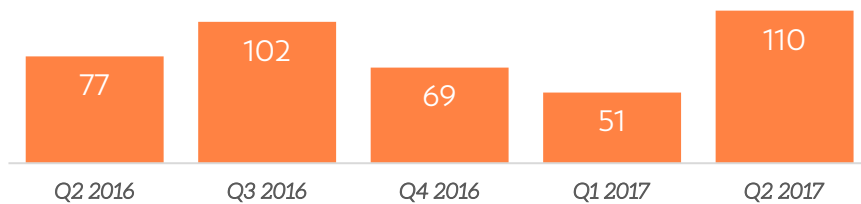
Average Sale Price



Average Cost Per Square Foot



Overall Residential Sales



**Q2 Median Sale Price:**  
**\$1,590,000**

Up 20.4%  
over Q2 2016

—

**Highest Q2 sale:**  
**\$8 million**

**Lowest:**  
**\$842,000**

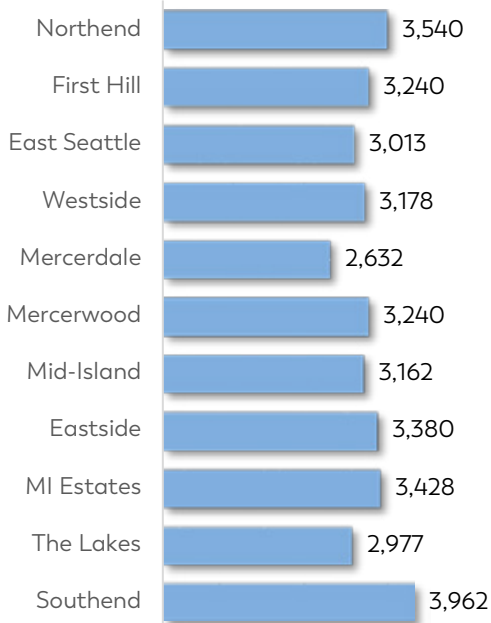
—

**Average cost per square foot: \$539**

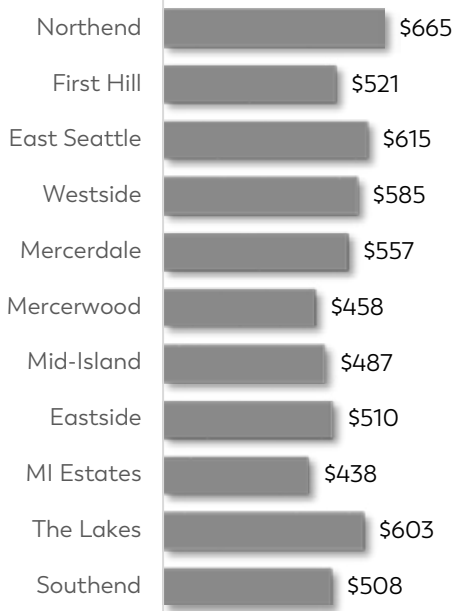
Q2 homes sold for an average of 1% above their listed price

© Copyright 2011-2017 Windermere Real Estate/Mercer Island. Statistics provided by the NWMLS and deemed accurate but not guaranteed.


Average Home Size (Sq Ft)



Average Cost Per Square Foot



	Q2 2016	Q3 2016	Q4 2016	Q1 2017	Q2 2017
<b>NORTHEND</b>	2 \$2,962,500	11 \$1,372,946	7 \$2,423,571	8 \$1,753,813	17 \$2,352,329
<b>FIRST HILL</b>	6 \$1,431,738	8 \$1,455,375	2 \$2,426,250	5 \$1,841,000	11 \$1,687,011
<b>EAST SEATTLE</b>	1 \$2,159,950	1 \$1,800,000	2 \$2,194,000	0 -	3 \$1,851,667
<b>WESTSIDE</b>	15 \$2,002,353	11 \$2,833,216	7 \$2,442,143	9 \$3,355,056	8 \$1,859,625
<b>MERCERDALE</b>	3 \$1,574,667	7 \$1,041,714	14 \$1,075,928	5 \$1,065,057	5 \$1,465,600
<b>MERCERWOOD</b>	2 \$1,685,000	11 \$1,237,955	5 -	1 \$1,055,000	7 \$1,483,857
<b>MID-ISLAND</b>	17 \$1,389,838	29 \$1,360,154	15 \$1,349,397	5 \$1,528,190	17 \$1,540,882
<b>EASTSIDE</b>	12 \$1,585,833	11 \$2,458,091	3 \$1,951,667	5 \$2,856,200	14 \$1,724,729
<b>MI ESTATES</b>	2 \$1,490,000	1 \$1,220,000	2 \$1,239,500	2 \$1,212,500	3 \$1,502,333
<b>THE LAKES</b>	1 \$1,750,000	0 -	0 -	0 -	4 \$1,796,250
<b>SOUTHEND</b>	16 \$1,450,456	12 \$1,634,167	12 \$1,417,795	11 \$2,428,888	21 \$2,011,031



# WAIT THERE'S MORE! HOMES & STATS ONLINE



While having a historical perspective like this review is valuable, you may be looking for real-time information on today's real estate market. If so, your search is over!

We publish weekly reports to **TheMarketTalks.com**, providing a summary analysis of what's happening in 16 different micro-markets, including Mercer Island.

Interested in what's happening with waterfront properties? We are too! That's why we analyze waterfront sales each month and post results at **TheWaterfrontReport.com**.

Easily compare neighborhoods on **LiveOnGuides.com** with local info including maps, links and school data.

You can search for every property listed for sale—by any real estate company—on **WindermereMercerIsland.com**.



## WINDERMERE MERCER ISLAND

In everything we do we put our clients first. We enable them to make sound real estate decisions through professional representation, expert advice, and deep neighborhood and community knowledge. Our clients enjoy a friendly, personalized experience as we competently guide them through their real estate transaction to achieve their hopes, dreams and goals.

Centrally located on Mercer Island, our team of talented Realtors® serves Seattle, Mercer Island, and greater Eastside. Our neighborhood and community engagement goes beyond being avid supporters of Island and regional organizations and events—we are active neighbors and volunteers who enjoy making a difference in our world.

