



# GREATER EASTSIDE

## Q1 2017 review

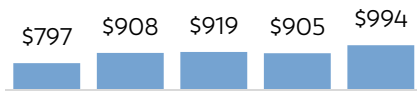
a quarterly report on single family  
residential real estate activity



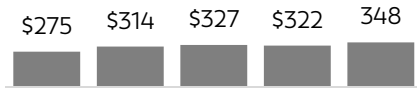
# Q1 2017 EASTSIDE *quarter in review*

## EASTSIDE SOUTH *S of I-90*

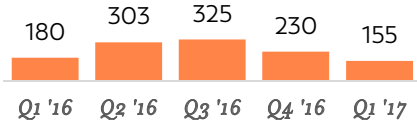
Average Sale Price (Thousands)



Per Square Foot



# of Sales

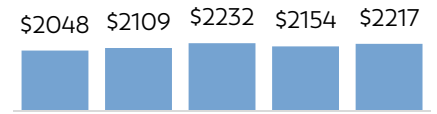


Eastside Q1  
Median Sale Price:  
**\$835,000**

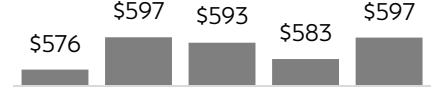


## WEST BELLEVUE *W of I-405*

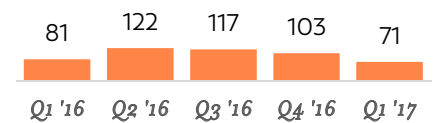
Average Sale Price (Thousands)



Per Square Foot

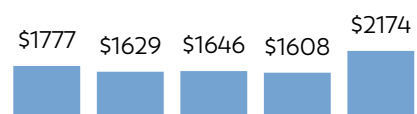


# of Sales

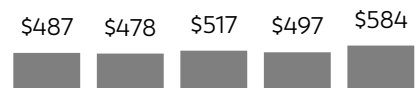


## MERCER ISLAND

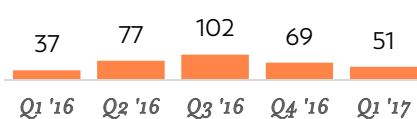
Average Sale Price (Thousands)



Per Square Foot



# of Sales



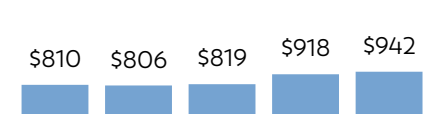
### What It Costs To Live Here

Eastside South	\$3,508
Mercer Island	\$6,334
West Bellevue	\$8,225
East Bellevue	\$3,080
East Lk Sammamish	\$3,267
Redmond	\$2,982
Kirkland	\$3,674
Juanita-Woodinville	\$2,573

Average monthly mortgage payment based on the median sale price and current 30-year fixed-rate mortgage interest rate with 20% down, not including taxes and insurance.

## EAST BELLEVUE *E of I-405*

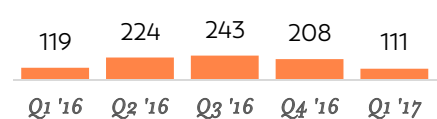
Average Sale Price (Thousands)



Per Square Foot

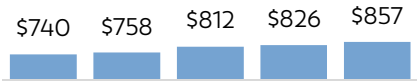


# of Sales



EAST OF LAKE SAMMAMISH

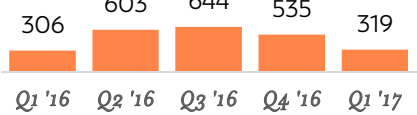
Average Sale Price (Thousands)



Per Square Foot



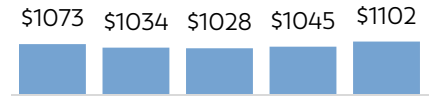
# of Sales



Q1 marked aggressive price growth in nearly all neighborhoods as our seller's market abounds.

KIRKLAND-BRIDLE TRAILS

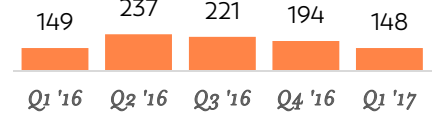
Average Sale Price (Thousands)



Per Square Foot



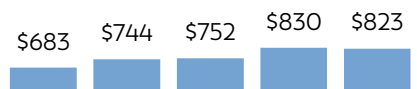
# of Sales



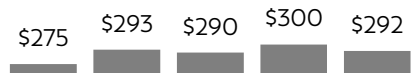
*Driven by a continued strong seller's market, the Eastside's Median Sale Price was up 15.2% over Q1 2016.*

REDMOND-CARNATION

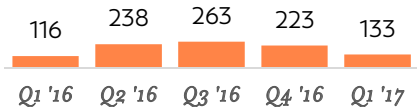
Average Sale Price (Thousands)



Per Square Foot

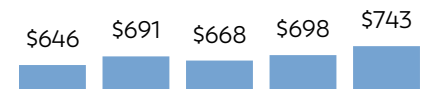


# of Sales



JUANITA-WOODINVILLE

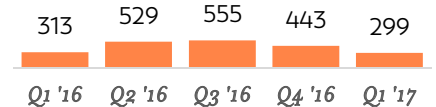
Average Sale Price (Thousands)



Per Square Foot



# of Sales



# WAIT THERE'S MORE! HOMES & STATS ONLINE



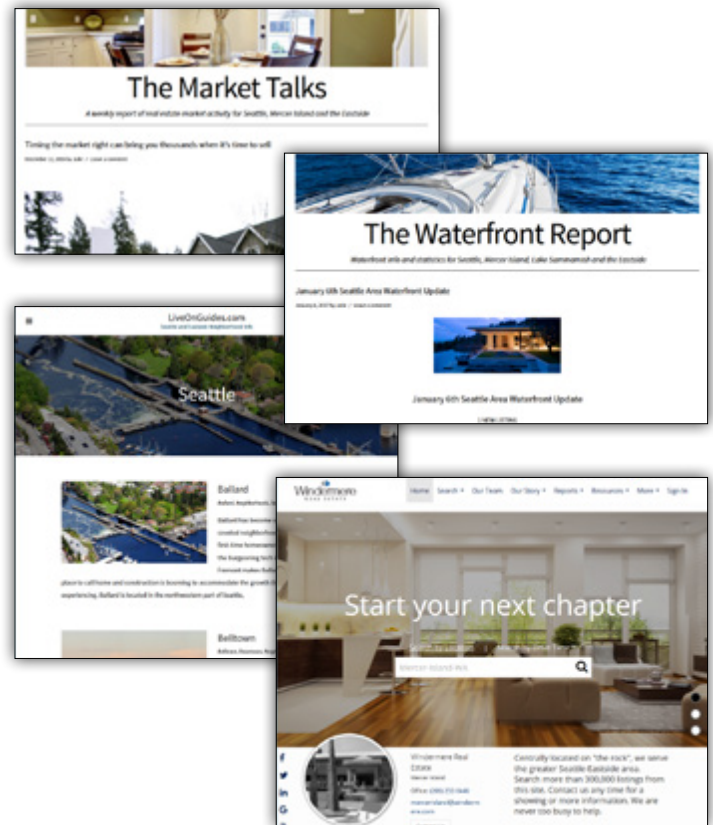
While having a historical perspective like this review is valuable, you may be looking for real-time information on today's real estate market. If so, your search is over!

We publish weekly reports to **TheMarketTalks.com**, providing a summary analysis of what's happening in 16 different micro-markets, including Eastside areas.

Interested in what's happening with waterfront properties? We are too! That's why we analyze waterfront sales each month and post results at **TheWaterfrontReport.com**.

Easily compare neighborhoods on **LiveOnGuides.com** with local info including maps, links and school data.

You can search for every property listed for sale—by any real estate company—on **WindermereMercerIsland.com**.



## WINDERMERE MERCER ISLAND

In everything we do we put our clients first. We enable them to make sound real estate decisions through professional representation, expert advice, and deep neighborhood and community knowledge. Our clients enjoy a friendly, personalized experience as we competently guide them through their real estate transaction to achieve their hopes, dreams and goals.

Centrally located on Mercer Island, our team of talented Realtors® serves Seattle, Mercer Island, and greater Eastside. Our neighborhood and community engagement goes beyond being avid supporters of Island and regional organizations and events—we are active neighbors and volunteers who enjoy making a difference in our world.

